

The background of the entire image is a close-up, macro shot of numerous water droplets of various sizes scattered across a dark, textured surface. The droplets are highly reflective, showing highlights and shadows that give them a three-dimensional appearance. The overall color palette is dark, with shades of blue, grey, and black, punctuated by the bright highlights on the water droplets.

**ULTRA<sup>®</sup>**  
**FLEX**

High Performance Liquid  
Waterproofing System





# INDEX

■ About Ultraflex – Ultrapolymers .....	4
■ Ultraflex in a snapshot .....	6
■ Applications .....	8
■ Benefits .....	14
■ Systems : .....	16
■ Wet on wet .....	19
■ Balconies system .....	20
■ Carparks .....	23
■ Swimming pools .....	24
■ Water tanks .....	27
■ Ultraflex pro hp pure polyurea .....	28
■ Additives and system components .....	30
■ Ultraflex .....	31
■ Matting .....	33
■ Ultratop .....	34
■ Ultratop WR .....	35
■ Ultraprime Pro .....	36
■ Tixal .....	37
■ Quickcure .....	38
■ Clearcoat .....	39
■ Ultraflex sealant .....	40
■ Trims .....	41
■ Factory and Laboratory .....	43
■ Reference jobs .....	44



## With headquarters in the United Kingdom and subsidiaries in Barcelona (Spain) and Philadelphia (USA)

UltraPolymers has been recognized as one of the leading formulator and manufacturers of high performance liquid waterproofing membranes for the construction industry.



## Over 35 years experience and exporting to the 5 continents

**Ultraflex** provides an incomparable technical back up and training expertise to assist you from the design of the roof to the application, making sure to achieve the highest standards.







**ULTRA  
FLEX**

HIGH PERFORMANCE  
LIQUID WATERPROOFING  
SYSTEM

# ULTRA FLEX



**ULTRAFLEX** is a high performance liquid membrane system for waterproofing new and existing:

**Flat roofs | Balconies | Terraces | Walkways | Gutters**

**ULTRAFLEX** is designed to be used by industry professionals and used in conjunction with Ultraflex matting, the system forms a seamless membrane which can be applied to a variety of surfaces

**Torch-on membranes | Single ply | Plywood | Metal | Asphalt | Concrete and others**


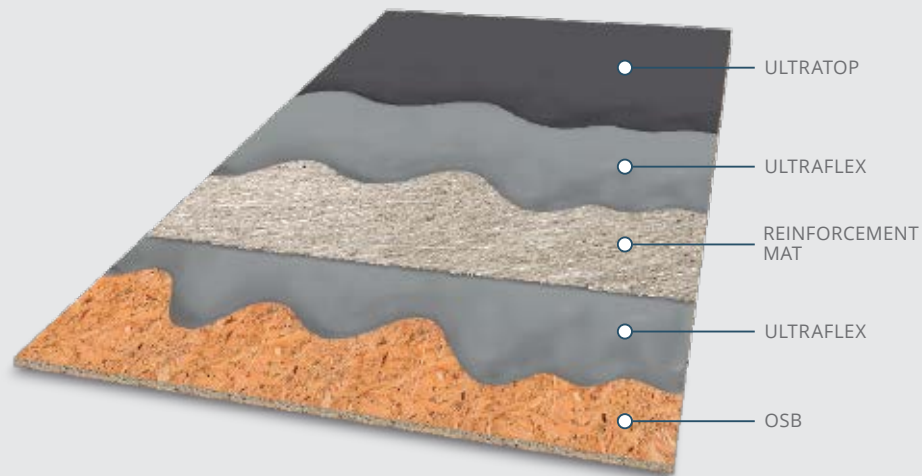
# APPLICATIONS

- Check the substrate is clean and in good condition.
- Application temperature must be between 5 – 35°C.
- All trims must be fixed prior to Ultraflex application.
- Use Ultraflex sealant to seal any cracks or gaps.
- Open the drum and stir before applying Ultraflex.
- If product is left to stand on site, stir again before application.
- Apply Ultraflex liquid as described below, first to details and perimeters and then to the flat area.
- Apply Ultraflex liquid wet-on-wet by applying a generous coat of liquid first, then dry rolling the matting into the liquid and finally applying more liquid on top to achieve the required thickness. Ensure the matting is fully encapsulated without pinholes or tenting.
- At this stage the roof is watertight and will resist rain.
- Typical coverage is 8-10 sqm per drum although this may vary depending on substrate.
- After applying the waterproofing layer, check for pinholes or any dry areas that may require more liquid.
- Once the Ultraflex membrane is dry, apply a layer of Ultratop topcoat within 48 hours.
- Check the full application sheet for specific substrates and systems.



# OSB ROOF


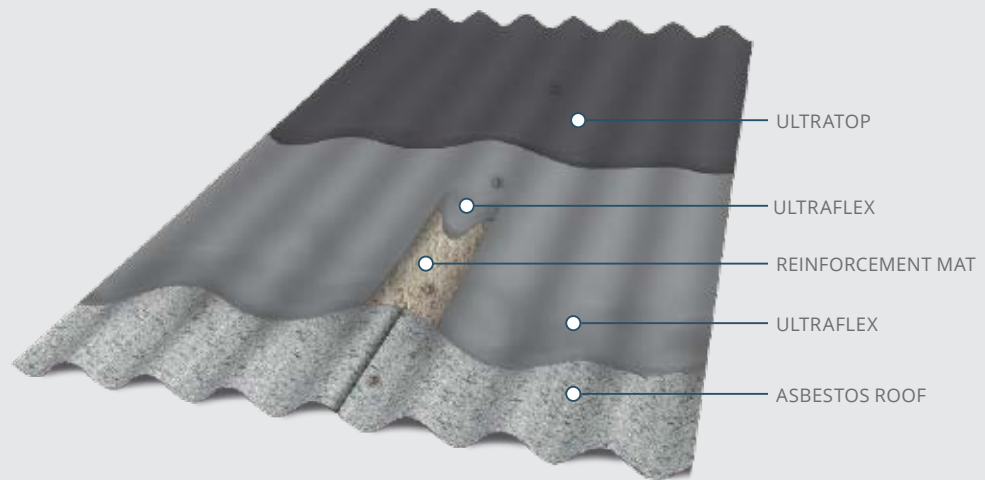
# CARRIER MEMBRANE



\*\*\*When applying Ultraflex on a OSB cold roof , please ensure there is sufficient ventilation within the roof structure to avoid moisture and condensation damaging the support. If you are unsure about the ventilation we recommend installing our metal-lined self-adhesive VCL directly onto the support.



# CORRUGATED SHEET

# CERAMIC TILES




# OVERLAY

# CONCRETE ROOF



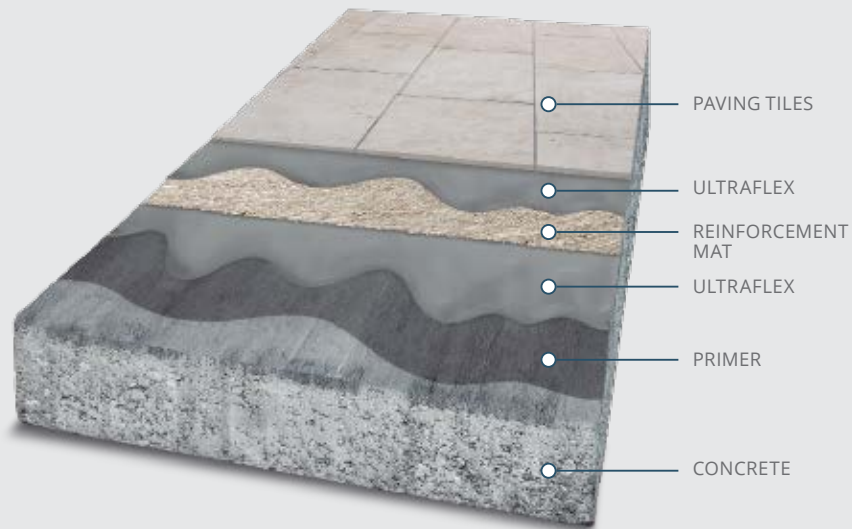
# WARM ROOF

# GREEN ROOF

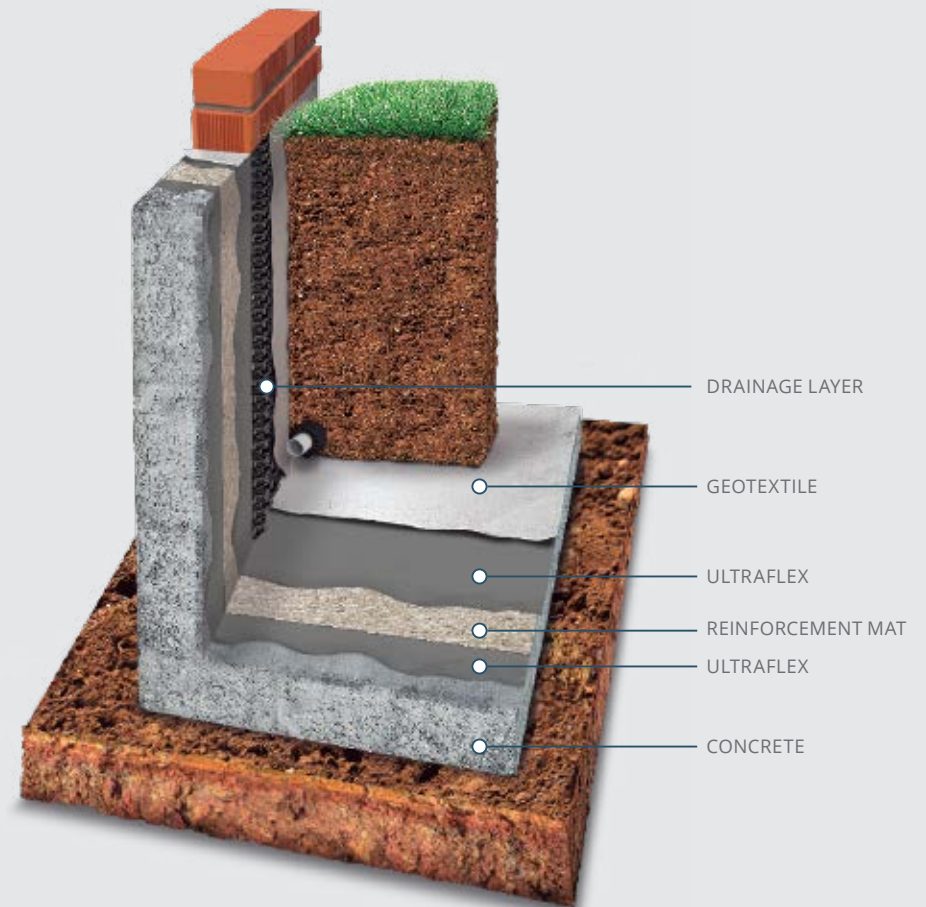




# PAVING TILES



# STRUCTURAL WATERPROOFING



# BENEFITS

- BBA certified for life in excess of 25 years.
- NHBC and Green Roof Approval.
- Ultraflex can be used on new or existing roofs, walkways, balconies, gutters, etc.
- Ready to use straight out of the tin, application with solvent resistant roller.
- Use fully reinforced with Ultraflex matting ensures easy 'wet on wet' application.
- Can be used all year round – moisture curing.
- Fully trafficable when cured.
- Instantly rain resistant once the matting is encapsulated.
- Once installed, forms a seamless membrane.
- Excellent adhesion to different substrates: plywood, bitumen membranes, asphalt, metals, brick, concrete, wood etc.
- Fresh concrete must be cured for 28 days.
- **On EPDM and TPO it is recommended to install a patch test to check compatibility.**
- **Do not use silicone sealants. Always use ULTRA-FLEX sealant or other compatible PU based mastics.**




**UV RESISTANCE**

Provides long term UV resistance.



**FIRE RESISTANCE**

Ultraflex membranes hold Broof T4 fire classification.



**FLEXIBILITY**

Ultraflex has been tested down to -35C.



**SUSTAINABILITY**

Certified Lifespan in excess of 25 years.



**GUARANTEES**

Available for 15, 20 and 25 years.



**QUALITY**

Manufactured to the highest quality standards.



**ENVIRONMENTALLY FRIENDLY**

ISO14001.



**SAFE APPLICATION**

No naked flames required.



**SAFETY**

CFC & HCFC free.



**AESTHETICS**

Ultraflex provide a modern and aesthetic roof finish.



**TECHNICAL SUPPORT**

Technical reports and CAD drawings available.



**CERTIFICATIONS**

Certified to the highest standards, BBA, CE, WRAS approval.



# SYSTEMS

WET-ON-WET

BALCONIES

CARPARKS

WATER TANKS

ULTRAFLEX PRO HP PURE POLYUREA









# System WET-ON-WET

**Ultraflex Wet-on-wet** is designed to be used for new work and re-roofing to guarantee a solid and consistent membrane with fast application. Once the matting is encapsulated the roof is showerproof even before the membrane has cured.

## System components:

ULTRAFLEX LIQUID MEMBRANE

ULTRAFLEX MATTING

ULTRATOP

## Application of wet-on-wet system

1. Apply when ambient temperature is minimum of 2 degrees and rising and not exceeding 30°C.
2. Ensure substrate is in good condition, dry, clean and free from dust, moss or lichen.
3. All edge trims to be fixed to substrate prior to application of Ultraflex.
4. **Ultraflex** is self-terminating, if brickwork is in good condition, strike a line using tape on the brickwork to coat up to (important: when the **Ultraflex** has been installed ensure the tape is pulled before the **Ultraflex** is dry). If the brickwork is in poor condition a termination bar or flashing is required.
5. Open tin and mix thoroughly before using.

6. Apply **Ultraflex** straight out of the can onto the substrate using a solvent resistant roller. Dry roll **ULTRAFLEX MATTING** into the product until the **Ultraflex** is drawn through, then immediately apply another coat of Ultraflex ensuring the matting is fully embedded avoiding any pinholes.
7. It is advised to start at the perimeter of the area including up-stands to a minimum of 150mm (if possible), ensuring the matting overlaps any trims (including fixings) / joints / change of material by 50mm.
8. Infill the remaining field area using the same method as above using **Ultraflex** matting, at a minimum coverage rate of 1.5kg per m<sup>2</sup>. The whole area including trims must be coated to form a continuous seamless membrane. Please take time to make sure no pin holes exist. Drying time will be approx. 2-8 hours depending on weather, fully cured in 24 hours.

Coverage: A drum of Ultraflex will cover 8 to 10 sqm depending on the surface. Please note this coverage may be affected by the contractor experience in applying **Ultraflex** system.

9. **ULTRATOP**: apply a layer of Ultratop topcoat for glossy finish once the ultraflex is fully cured and no later than 48 hours after Ultraflex application.

### \*\*\*\*\*ADD COLD ROOF / WARM ROOF


When applying Ultraflex on a OSB cold roof , please ensure there is sufficient ventilation within the roof structure to avoid moisture and condensation damaging the support. If you are unsure about the ventilation we recommend installing our metal-lined self-adhesive VCL directly onto the support.

# System BALCONY

**Ultraflex balcony system** is designed for fast application, allowing traffic or pedestrian access and causing the minimum disruption. The use of Quickcure creates a chemical reaction and accelerates the curing time of Ultraflex liquid membrane.

## System components:

PRIMER
ULTRAFLEX LIQUID MEMBRANE
QUICKCURE
ULTRAFLEX MATTING
ULTRATOP WR



## Application of balcony system

1. Apply following general recommendations detailed on Ultraflex application instructions, including temperature checks and substrate preparation recommendations.
2. Priming with **ULTRAPRIME PRO**. Open the 2 components and mix thoroughly. Apply a layer of 150 – 200grs to all area to be coated. Once Ultraprime is dry in about 2 hours it will be ready to be coated.
3. Open **Ultraflex** drum and the **QUICKCURE** and mix thoroughly for 2 minutes before using. Apply the mixed Ultraflex on a wet on wet system, at a minimum coverage rate of 1.5kg per m<sup>2</sup>. Drying time will be approx. 2 hours depending on weather, fully cured in 24 hours.

Coverage: A drum of Ultraflex will cover 8 to 10 sqm depending on the surface.

4. **ULTRATOP WR**: Mix the 2 components thoroughly and apply a layer of Ultratop topcoat for glossy finish once the Ultraflex is fully cured and no later than 48 hours after Ultraflex application.









# System CARPARK SYSTEM

## System components:

ULTRAPRIME PRO

ULTRAFLEX LIQUID MEMBRANE

QUICKCURE

ULTRAFLEX MATTING


ULTRATOP WR

## Application of carpark system

1. Apply following general recommendations detailed on **Ultraflex** application instructions, including temperature checks and substrate preparation recommendations.
2. Priming **ULTRAPRIME PRO**. Open the 2 components and mix thoroughly. Apply a layer of 150 – 200grs to all areas to be coated. Once Ultraprime is dry (in about 2 hours) it will be ready to be coated.
3. Open **Ultraflex** drum and the **QUICKCURE** and mix thoroughly for 2 minutes before using. Apply the mixed Ultraflex on a wet on wet system, at a minimum coverage rate of 2kg per m<sup>2</sup>. Drying time will be approx. 2 hours depending on weather, fully cured in 24 hours.

Coverage: A drum of Ultraflex will cover around 7 sqm depending on the surface.

4. **ULTRATOP WR**: Mix the 2 components thoroughly and apply a 150grs layer of **Ultratop WR** topcoat once the Ultraflex is fully cured and no later than 48 hours after **Ultraflex** application. While wet, broadcast the aggregate onto the **Ultratop WR** and apply another layer of 150grs to encapsulate the aggregate.



# System SWIMMING POOLS

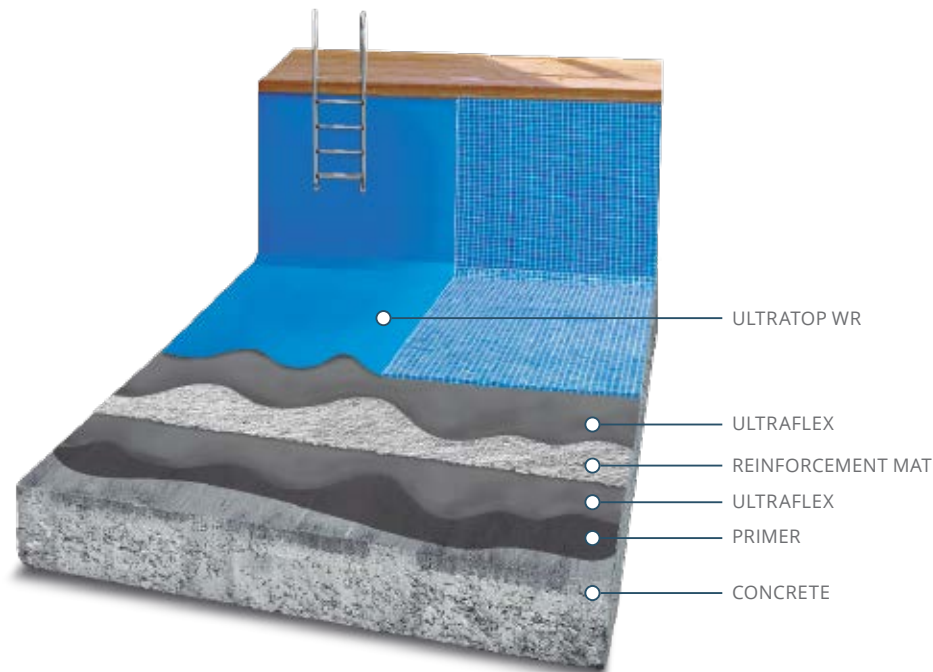
**Ultraflex swimming pool system** is designed for fast application by applying on a wet-on wet system adding Tixal , specially formulated tixotropic additive to facilitate the application on vertical surfaces and complicated details such steps or outlets.

Apply 300-500ml of Tixal per drum of Ultraflex and mix thoroughly for 2 minutes, the consistency will change to a softer and easier product to use.

For full application details , please refer to wet on wet application and Ultratop WR.

## System components:

ULTRAFLEX LIQUID MEMBRANE
TIXAL
ULTRAFLEX MATTING
ULTRATOP WR












# System WATER TANKS

potable water

**Ultraflex PW** (potable water) is a 2 component aromatic, 100% solids polyurethane membrane with high tixotropic properties, approved for used in potable water tanks for human consumption.

**Ultraflex PW** is applied by roller and once catalyzed it creates a continuous, elastic membrane.

**Ultraflex PW** holds CE marc, DoP according UE 305/2011 and has been approved by WRAS (Water Regulation Advisory Scheme) under British Standard BS-6920 "Suitability of non-metallic materials and products for use in contact with water intended for human consumption with regards to their effect on the quality of the water", NSF International Laboratories.



# System

## ULTRAFLEX PRO HP

### PURE POLYUREA

**Ultraflex Pro HP** is a pure polyurea system based of 2 components that mix in the nozzle and form an extremely tough membrane, still flexible that makes an ideal product for waterproofing and protection of high demanding structures, such structural waterproofing, car park decks, swimming pools but as well military, industrial floors and marine applications.

**Ultraflex Pro HP** dries in 5 seconds and would allow heavy traffic under 3 hours.

**Ultraflex Pro HP** must be applied using specialist equipment for high pressure – high temperature and installed only by trained contractors.

**Ultraflex Pro HP** holds BBA and ETE for a life expectancy in excess of 25 years and it is also NHBC and green roof approved.

**Ultraflex Pro HP** is aromatic and must be covered when exposed by applying Ultratop or Ultratop WR, depending on the building use.

Substrates must be primed with Ultraprime Pro before spraying Ultraflex Pro HP, and a layer of Ultratop /Ultratop WR applied no later than 48 hours.

**Ultraflex Pro HP** has a great chemical resistance which makes it an ideal solution in a wide variety of industries.









# ADDITIVES & SYSTEM COMPONENTS

ULTRAFLEX

TIXAL

ULTRAFLEX MATTING

QUICKCURE

ULTRATOP

CLEARCOAT

ULTRATOP WR

ULTRAFLEX SEALANT

ULTRAPRIME PRO

TRIMS

# ULTRAFLEX

Ultraflex is high performance liquid waterproofing membrane that used in conjunction with ultraflex matting, forms a continuous, elastic and high resistant to elements, traffic.


It can be used on new build or re-roofing, as it can be applied easily to a variety of substrates.

Ultraflex is an ideal solution for waterproofing of roofs, balconies, walkways, water channels

or swimming pools, specially where complicated detail areas are required.

Ultraflex can be used straight out of the tin without catalysators, so no mixing mistakes or wastage on site.

Ultraflex does not require primer in the majority of substrates and it is BBA and ETE certified for a lifespan in excess of 25 years.



# ULTRAFLEX



PROPERTIES	VALUES	METHOD
Specific gravity (kg/m <sup>3</sup> )	1.320 ~1.420	DIN 53 217
Viscosity at 23°C	2.650 cps	ASTM D2196-86
Dry extract	> 90	EN 1768
Flash Point (°C)	42°C	ASTM D93
Ashes at 450°C % weight	42~47%	EN 1879
Temperature	2°C and rising and not exceeding 30°C	
Hardness Shore A at 23°C	C > 75	
Tensile strenght	<i>Reinforced with Ultraflex matting</i> >10MPa*	
Dry time	2-8 hours. Fully traficable 24 hours	
Overcoat time	± 5 ~ ± 48 hores	
Tensile strenght	7MPa	
Elongation	<i>Reinforced with Ultraflex matting</i> >100MPa*	
Water vapour resistance	μ = 2.500	
Concrete adherence	> 2 MPa	

\*UN-REINFORCED. Tensile strenght >3MPa. Elongation >400%



# ULTRAFLEX MATTING

**UltraFlex matting** is a fibreglass chop-strand matting specially designed to be used as structural reinforcement of Ultraflex liquid waterproofing.

The resins used in Ultraflex matting are specially formulated to activate when are in contact with Ultraflex liquid membrane to form a monolithic fully reinforced membrane.

**Ultraflex matting** is extremely easy to use and manipulate. It can be torn with your hands without need any knife or special tools so you can adapt to the most complicated detailed areas in an easy and safe way, assuring the correct thickness of the ultraflex system.



# ULTRATOP

**ULTRATOP** is a single component aliphatic polyurethane resin to be used as topcoat for Utraflex liquid membrane. Ultratop has a glossy finish and forms a flexible, continuous film, with excellent adhesion and mechanical properties as its excellent resist-

ance to abrasion and stress that make it resistant to weathering, extreme temperatures and UV radiation which makes Ultratop an ideal finish coat for roofs and walkways with light traffic.

<b>Yield</b>	±150 g/m <sup>2</sup> /coat
<b>Tack Free Time At 230c</b>	±25 minutes
<b>Recoat Time At 230c</b>	1~48 hours
<b>Application Method</b>	by brush, roller or "airless" equipment
<b>Coverage Per Drum</b>	30 sqm

*COLOURS: Dark Grey (RAL7042), light grey, white and red tile. Other colors available on demand.*





# ULTRATOP WR

**ULTRATOP WR** is a 2 Component high resistance glossy polyurethane resin to be used as topcoat for ultraflex membrane. Once cured forms a glossy membrane with great mechanical properties.

**Ultratop WR** is UV resistant and specially formulated for applications such as swimming pools ,

carparks, ponds and intense traffic areas , pedestrian and heavy wheel traffic. It resists algae and moss growth.

Specially designed to use in swimming pools, carparks and balconies. In some instances can be used as flooring system in industrial and commercial units.

*Ultratop WR is available in Dark grey, light grey, white and blue although it can be supplied in neutral with any RAL color pigments.*



# ULTRAPRIME PRO

**ULTRAPRIME PRO** is a 100% solids polyurethane primer with high sealing capacity. Ultraprime Pro is required in carpark system and can be also applied on rough concrete substrates to improve ultraflex application yield.



# TIXAL

**TIXAL** is an additive that can be used to avoid ultraflex slumping from the vertical surfaces and facilitate application in complicated details.

Tixal is available in 1Lt tins can be applied up to 500ml per ultraflex drum.



# QUICKCURE

**Quickcure** is a catalyst used to accelerate ultraflex curing time when fast drying is a critical factor such as balconies or communal walkways or to accelerate curing time and allow a quicker application of topcoat.

Quickcure must be mixed full tin per ultraflex drum and allows ultraflex to be applied in thick layers of 2kg , creating a full chemical curing of the membrane.

Quickcure pot life is 75minutes with a drying time of 4hours.





# CLEARCOAT

**Clearcoat** is a single component, transparent and aliphatic polyurethane resin, which once made forms a continuous, elastic, and totally waterproofed membrane, with great durability and resistance to the UV rays and weather conditions. Excellent mechanical proprieties and surface hardness. Trafficable.

CLEARCOAT is especially developed for waterproofing those areas where the priority is to maintain the original aesthetics.

Ideal for the waterproofing of trafficable roofs, terraces, balconies and overhangs. Manually applied, by a solvent resistant roller or brush.



# ULTRAFLEX SEALANT

Ultraflex sealant has been specially formulated to be used with ultraflex liquid system to fix trims and other roofing elements – Fill gaps and joints .

One component elastic adhesive polymer of new generation (modified silane). Product of high initial tack and fast cure. High mechanical properties. High hardness and high bonding strength. Exempt of silicones, isocyanates and solvents. Chemically neutral.

Specially formulated to work where high bonding strength and fast cross linking is required. Works both indoor and outdoor.

Sealing with elastic bonding with high initial tack. Product of high modulus suitable for sealing and bonding with high adhesive strength as windshields, galvanized sheets, ferrous or non-ferrous metals.

It has excellent adhesion to concrete, wood, brick, natural or artificial stone, ceramics, glass, metals: aluminium, iron, zinc, galvanized, etc., most thermoplastics (except polyethylene or Teflon).

Resistant to ageing, weather, temperature and ozone good performance against chemical agents.



# TRIMS

The ultraflex trims are made of a compatible coated metal which creates an excellent bonding with ultraflex liquid system.

We produce a drip and non-drip which can be easily interlocked to form quick and easy corners and joints.



NON-DRIP



DRIP trim









# FACTORY & LABORATORY

**Ultraflex** is manufactured to the highest standards in our own modern factory facilities ensuring our complete command of the manufacturing process, including the purchase of raw materials to control levels of production and rigorous inspections of all processes to maintain the highest quality assurances. We are regularly audited by the BBA to confirm compliance with the highest industry standards.

Our systems hold BBA, European Technical approval ETA and WRAS accepted for potable water use.

# REFERENCE JOBS



Kew gardens -London



Hallmark Hotel-Manchester



Queens Hotel-Chester






Renishaw hall-Chesterfield



Rembrandt Hotel-Knightsbridge



Kemble Airfield



Sefton Park-Liverpool



Best Western Airport Hotel-Manchester



Port Terminal-Barcelona





Streamline HQ-Philadelphia

Coronet Cinema-Eltham

Eccleshill Pool-Bradford

Research center-Rotherhamstead

Shopping center-Maidstone

Hallam University-Sheffield



**ULTRA<sup>®</sup>**  
**FLEX**



**ULTRA  
FLEX**®

High Performance Liquid  
Waterproofing System